


 **ULIGHT**<sup>®</sup>

**UNDER**  
CANOPY 120W



- High Efficiency, High Yield
- Dual Dimmable-Built-in Booster & 2 Channel 0-100%
- High Efficiency Customized Dual Channel Driver
- Sturdy Structure, Larger Lighting Area
- More Bars, Better Heat Management

Two installation design : Stand or hanging up better crops



Easy connection design



Our ER-Can Copy120W LED Grow Light is brilliantly designed to be a direct, fitting seamlessly into existing HPs layouts. The ER-Can Copy120W is a high efficiency, low heat generation, full-spectrum LED grow light that saves up to 30% in energy consumption versus 1000W HPS lights. The ER-Can Copy120W is ideal for either indoor or greenhouse cultivations.

## SPECIFICATIONS

### Connection as one

✔120V - Up to 9 Lights

✔240V - Up to 18 Lights

✔277V - Up to 22 Lights

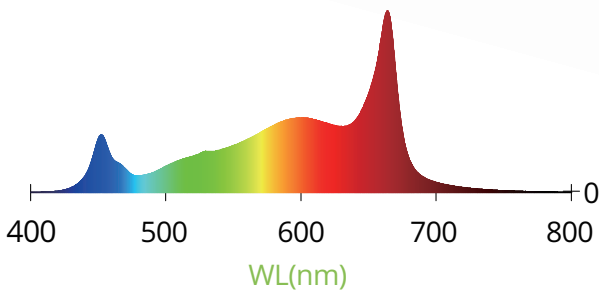


**3.0**  
μmol/J

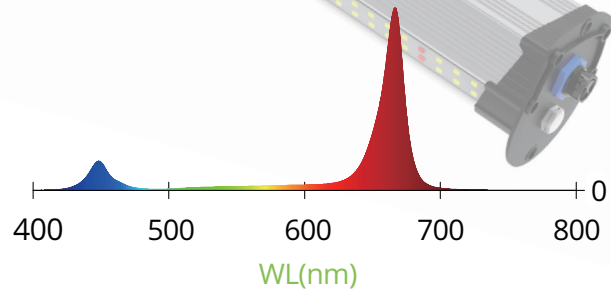
**360**  
μmol/s



**5**  
years  
warranty



(PPE:2.6umol/sy tights (60% red)  
compliment HPS top lights



(PPE:3.0umols llights (80% red) compliment  
fut spectrumLED top lights

**ULIGHT****SPECIFICATIONS**

<b>Light Version</b>	ER-Can Copy120W
<b>AC Input Power</b>	120W
<b>Light Source</b>	LED
<b>Spectrum</b>	Full Spectrum
<b>Efficacy up to</b>	2.6-3.0umol/j
<b>PPF(380-780nm) up to</b>	312-360umol/s
<b>AC Input Voltage</b>	120-277V/AC
<b>Frequency</b>	50/60Hz
<b>Light Distribution</b>	120°
<b>Mounting Height</b>	>12" Above Canopy
<b>Thermal Management</b>	Passive
<b>Operation Humidity</b>	10%to95%rh
<b>Controlled Environment</b>	Indoor stacked or Non-stacked, Greenhouse, Top light
<b>Dimming</b>	0-10V
<b>Power Factor</b>	> 0.95
<b>Total Harmonic Distortion</b>	<10%
<b>Certifications</b>	CE ETL UKCA DLC
<b>IP Rating</b>	IP65
<b>Warranty</b>	5 Years Limited Warranty
<b>Overall Dimensions</b>	1160X99X78MM
<b>LED Fixture Weight</b>	2.3kg

